


# CFS Overview & Scrutiny Dashboard Q1 2025/26





























Strategic Plan Outcome  
All

Area  
All

Search Indicator  
All

Area	Indicator	Latest Data	Period	Previous Data	Perform. DOT	Target	RAG	Quartiles
Early Years	Eligible 2 and 3-year olds taking up their FEEE in a high-quality provision	97.2%	Spring Term 2025	97.3%	→	NA	N/A	NA
	Eligible 2 year olds taking up their FEEE	66.5%	Spring Term 2025	71.3%	↓	NA	N/A	NA
	Eligible 3 year olds taking up their FEEE	95.6%	Spring Term 2025	95.1%	↑	NA	N/A	NA
Education	Applicants obtaining their first preferences for first time admission to Primary school	95.4%	2025	95.00%	↑	93.7%	N/A	2nd
	Children Electively Educated at Home	1461	Q1 2025/26	1247	○	NA	N/A	NA
	Children receiving at least one fixed term suspension as a % of School population	3.62	2023/24	3.2	↓	NA	N/A	2nd
	NEET young people aged 16-17	1.5%	Q1 2025/26	1.5%	→	NA	N/A	NA
	Permanent exclusions as a % of School population	0.07	2023/24	0.07	→	NA	N/A	2nd

SEND	Primary schools rated 'Good' or 'Outstanding' for leadership and managem..	<b>93.0%</b>	Q1 2025/26	92.5%		NA		3rd
	Pupils in Good or Outstanding schools for leadership and management	<b>91.5%</b>	Q1 2025/26	92.2%		NA		3rd
	Secondary pupils achieving their first preference for Secondary transfer	<b>92.0%</b>	2025	91.5%		NA		1st
	Secondary schools rated 'Good' or 'Outstanding' for leadership and managem..	<b>88.6%</b>	Q1 2025/26	90.9%		NA		3rd
	Children in mainstream schools in receipt of SEN Support (without EHCP)	<b>13400</b>	Summer Term 2025	13429		NA		NA
	Children in mainstream schools with EHCP	<b>3526</b>	Summer Term 2025	2823		NA		NA
Social Care	Assessments completed within 45 days	<b>86.8%</b>	Q1 2025/26	83.6%		>90.3%		2nd
	Care leavers EET	<b>63.5%</b>	Q1 2025/26	62.0%		>54.0%		1st
	Care leavers in suitable accommodation	<b>96.0%</b>	Q1 2025/26	94.0%		>92.0%		1st
	Children becoming subject to a CPP for second or subsequent time	<b>23.0%</b>	Q1 2025/26	24.9%		<20.8%		2nd
	Children in care who have had dental checks within last 12 months (at end of period)	<b>74.5%</b>	Q1 2025/26	76.7%		NA		NA
	Children in care who have their annual health assessment within last 12 months (..	<b>81.8%</b>	Q1 2025/26	86.9%		NA		NA
	Re-referrals to CSC within 12 mths	<b>22.4%</b>	Q1 2025/26	26.4%		<18.7%		3rd



This page is intentionally left blank